


SCRAP BASKET BLOCKS-BLOCK #4




LOOK FOR MORE 6" SCRAPPY BLOCK PATTERNS.
LET'S CHALLENGE OURSELVES TO USE OUR SCRAPS!


DIRECTIONS FOR 6" FINISHED

USE 12 SCRAPPY 1" HALF SQUARE TRIANGLES IF YOU HAVE SOME
OR FOLLOW THE CUTTING DIRECTIONS BELOW:

CUT 3-2 7/8" TAN SQUARES IN HALF



CUT 3-2 7/8" MEDIUM SQUARES IN HALF





CUT 10-1 7/8" TAN SQUARES IN HALF DIAGONALLY



CUT 10-1 7/8" DARK SQUARES IN HALF DIAGONALLY



LAYOUT BLOCKS AS FOLLOWS AND SEW THEM TOGETHER. ADD
LIGHT AND MEDIUM TRIANGLES TO EACH END AS SHOWN. MAKE
FOUR UNITS.



LAYOUT 4 BLOCK ACCORDINGLY AND SEW TOGETHER. BLOCK
SHOULD MEASURE 6 1/2".

©2010 PRIMITIVE GATHERINGS