


SCRAP BASKET BLOCKS-BLOCK #7

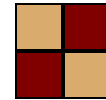



LOOK FOR MORE 6" SCRAPPY BLOCK PATTERNS.
LET'S CHALLENGE OURSELVES TO USE OUR SCRAPS!

DIRECTIONS FOR 6" FINISHED-

BLOCK 7 IS MADE UP OF 6 BROWN/TAN 1½" FOUR-PATCHES, 2 RED/TAN 1½" FOUR-PATCHES, FOUR 1½" BLACK/TAN HALF SQUARE TRIANGLES AND FOUR 1½" RED/TAN HALF SQUARE TRIANGLES. IF YOU DO NOT HAVE THANGLES USE THE CUTTING BELOW, BUT THE TRIANGLE PAPERS ARE HIGHLY RECOMMENDED.

CUT 1 2-1 1/4" BROWN SQUARES



CUT 16- 1 1/4" TAN SQUARES



CUT 4- 1 1/4" RED SQUARES



SEW TOGETHER TO MAKE 6 SCRAPPY BROWN AND 2 SCRAPPY RED FOUR-PATCHES

CUT 4-2 3/8" TAN SQUARES-CUT IN HALF ONCE DIAGONALLY



CUT 2- 2 3/8" BLACK SQUARES-CUT IN HALF ONCE DIAGONALLY



CUT 2-2 3/8" RED SQUARES-CUT IN HALF ONCE DIAGONALLY




SEW BLACK AND TAN TRIANGLES TOGETHER. PRESS TOWARD DARK.

SEW RED AND TAN TRIANGLES TOGETHER. PRESS TOWARD DARK.



SEW BLOCK TOGETHER AS FOLLOWS:



BLOCK SHOULD MEASURE 6½".



©2011 PRIMITIVE GATHERINGS

