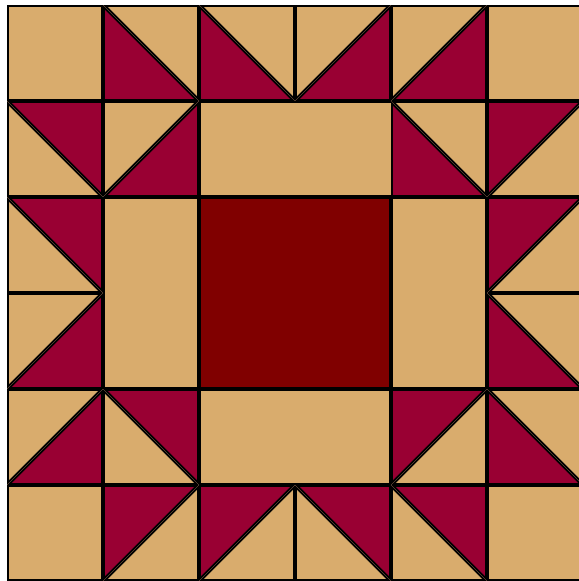


SCRAP BASKET BLOCKS-BLOCK #1



DIRECTIONS FOR 6" FINISHED BLOCK



Cut 1- 2 1/2" x 2 1/2" square from dark fabric



recommended)

Make 20 dark/light half square triangle units, cut 10 dark squares and 10 light squares 1 7/8" (1" Thangles are

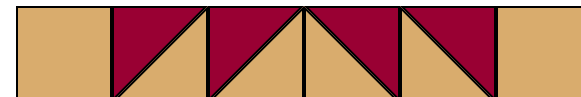
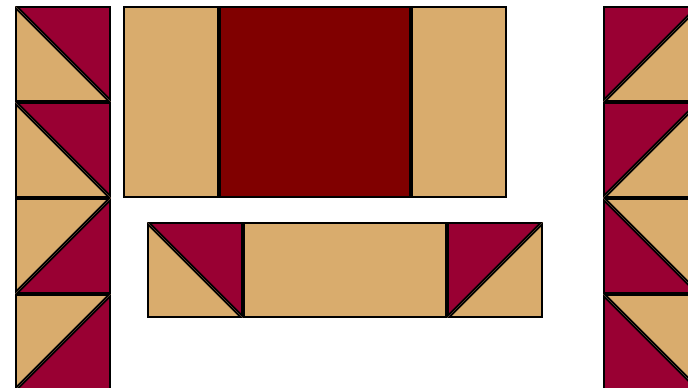



Cut 4-1 1/2" squares of light fabric



Cut 4-1 1/2" x 2 1/2" of light fabric

Layout block according to diagram and sew together. Block should measure 6 1/2"



LOOK FOR MORE 6" SCRAPPY BLOCK PATTERNS.
LET'S CHALLENGE OURSELVES TO USE OUR SCRAPS!