


# SCRAP BASKET BLOCK-#10



LOOK FOR MORE 6" SCRAPPY BLOCK PATTERNS.  
LET'S CHALLENGE OURSELVES TO USE OUR SCRAPS!

DIRECTIONS FOR 6" FINISHED-BLOCK 10 IS MADE UP OF...

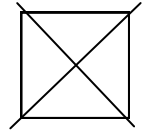
1- 2" FINISHED STAR BLOCK:

CUT 2 BLACK  $3\frac{1}{4}$ " SQUARES

CUT 2 BROWN  $3\frac{1}{4}$ " SQUARES

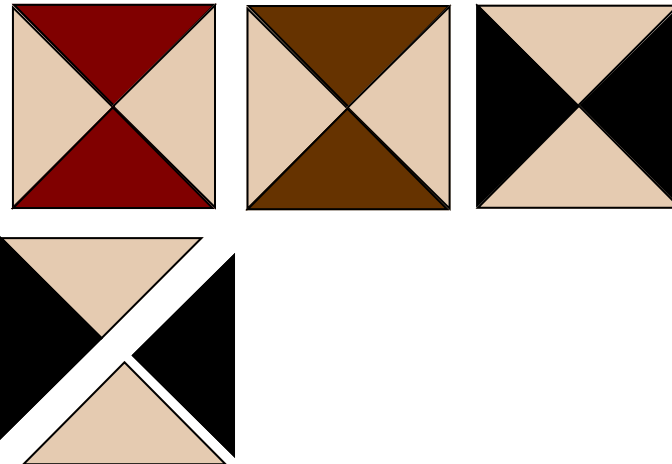
CUT 5 TAN  $3\frac{1}{4}$ " SQUARES

CUT 1 RED  $3\frac{1}{4}$ " SQUARE



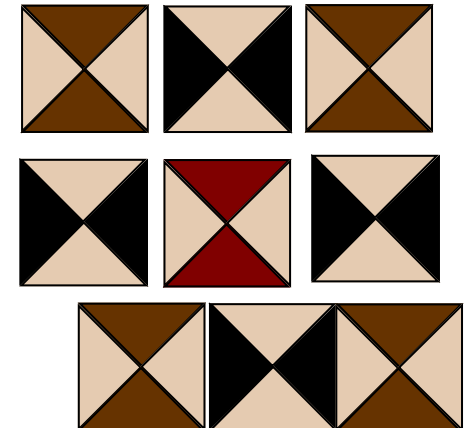
CUT ALL 10 SQUARES IN HALF DIAGONALLY TWICE

ARRANGE THE TRIANGLES WITH ONE COLORED AND ONE TAN FABRIC TO FORM THE UNITS.



STITCH ONE RED, 4 BLACK AND 4 BROWN UNITS TO MAKE THE BLOCK.

STITCH TOGETHER THE ROWS AND THEN STITCH THE ROWS TOGETHER FOR FORM THE BLOCK



BLOCK SHOULD MEASURE  $6\frac{1}{2}$ "