


SCRAP BASKET BLOCK-#12



LOOK FOR MORE 6" SCRAPPY BLOCK PATTERNS.
LET'S CHALLENGE OURSELVES TO USE OUR SCRAPS!

DIRECTIONS FOR 6" FINISHED-BLOCK 12 IS MADE UP OF...

4- 2" FINISHED STAR BLOCKS:

CUT 1-1½" TAN CENTER SQUARE

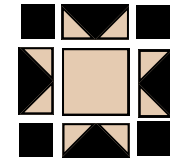
CUT 4-1⅓" TAN SQUARES

CUT 1-2¼" BLACK SQUARE

CUT 4-1" BLACK SQUARES



MAKE 4



**USE YOUR FAVORITE FLYING GEESE METHOD*

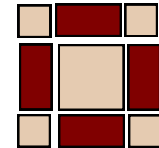
STITCH STAR BLOCK- repeat to make 3 more

5-PUSS IN THE CORNER BLOCKS:

CUT 1-1½" TAN SQUARE


CUT 4-1" TAN SQUARES

CUT 4-1"x 1½" RED RECTANGLES



STITCH BLOCKS TOGETHER-repeat to make 4 more

STITCH BLOCK TOGETHER:



BLOCK SHOULD MEASURE 6½"

