

LIGHTNING FAST JELLY ROLL

FINISHED SIZE: 64" x 80"

Our samples are made from Songbirds and Lakeside Gatherings from Primitive Gatherings Moda Lines.

**PLEASE READ ALL DIRECTIONS
BEFORE BEGINNING...**

Also check Lisa's Blog at lisabongean.com before starting in case there have been any corrections or changes to this pattern.

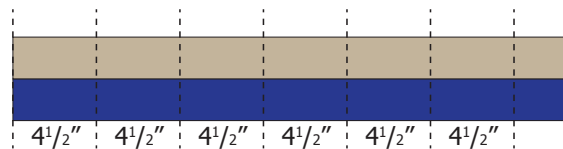
FABRICS NEEDED:

- 2 Jelly Rolls or 84 - 2½" strips, (42-dark & 42-light prints)
- ⅔ yards for binding
- 4 yards for backing


DIRECTIONS:

Pair up fabrics to make 20 blocks - Each block requires 2 matching dark/medium prints and 2 matching medium/light prints or 4 - 2½" strips x WOF of your color/print choice.


Stitch together 2 sets of strips - 4½" x WOF
Sub-cut into 4½" segments - you will need 16.
Press seams towards the dark fabric.



Stitch together 2 rows as shown (A).


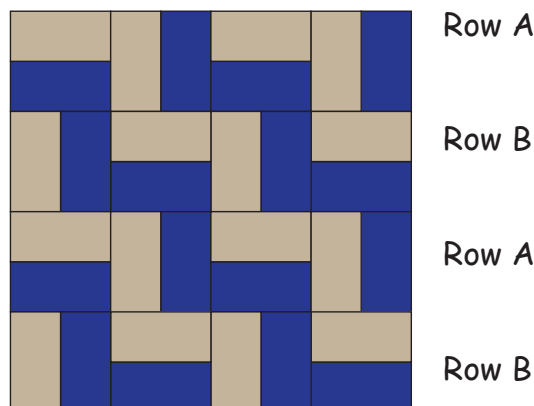


Stitch together 2 rows as shown (B).
Pressing seams towards the dark.

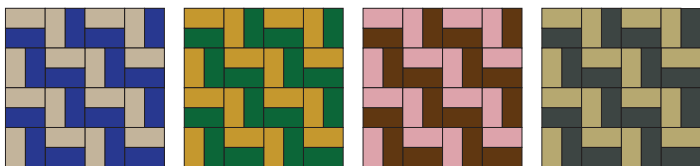


Stitch row A to row B to form a block.
Press row seams open.


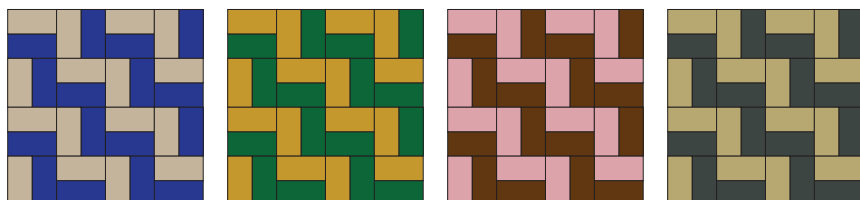
The block should measure 16½" unfinished at this point.



Stitch together 5 rows of 4 blocks.
Pressing seams open.



Stitch rows together to complete the quilt.
Press seams open.



*We make every attempt to produce correct patterns, however errors can occur.
Please notify us of any problems or errors that you may encounter.*

LOOK FOR OTHER KITS, PATTERNS, BOOKS AND ALL THE SUPPLIES YOU NEED AT:



Primitive Gatherings

850 Racine St., Menasha, WI 54952 • Retail: 920-722-7233 • Wholesale: 920-585-8923
Website: www.primitivegatherings.us • E-mail: primitivegatheringsquiltshop@yahoo.com

Thank you for supporting our shop so we can bring you more great patterns and books.

©2016 No part of this pattern may be photocopied or reproduced without the consent of Primitive Gatherings.
Protected by Federal Copyright Laws.