


*moda*  
2017 BLOCK-OF-THE-WEEK



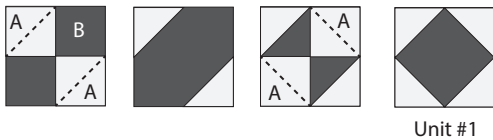
Block 29: Juneau - Lisa Bongean

Use (1) light, (1) dark, and (1) medium fabric. Fabrics are listed in order of use.

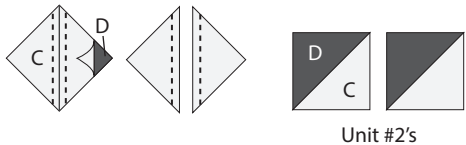
- A - (4) squares, 2" x 2" (LIGHT)
  - B - (1) square, 3 1/2" x 3 1/2" (DARK)
  - C - (2) squares, 2 3/8" x 2 3/8" (LIGHT)
  - D - (2) squares, 2 3/8" x 2 3/8" (DARK)
  - E - (8) squares, 1 1/4" x 1 1/4" (DARK)
  - F - (4) rectangles, 1 1/4" x 2" (LIGHT)
  - G - (4) squares, 1 5/8" x 1 5/8" □ (LIGHT)
  - H - (1) square, 2 3/4" x 2 3/4" □ (LIGHT)
  - I - (4) squares, 2 3/8" x 2 3/8" □ (MEDIUM)
- = cut once diagonally from corner to corner  
 ⊠ = cut twice diagonally from corner to corner

Assembly

1. Layer (2) A squares onto opposite corners of (1) B square; pin in place. Stitch diagonally across A squares. Trim corners to a 1/4" seam allowance and press toward B. Repeat for remaining corners. Make (1) Unit #1.



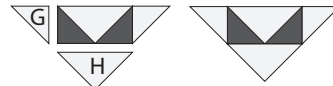
5. Draw a diagonal line, corner to corner, on the wrong side of (1) C square and place on (1) D square; pin in place. Stitch a 1/4" seam allowance on each side of drawn line. Cut in half and press pieced squares toward D. Make (4) Unit #2's.



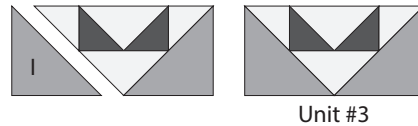
3. Layer (1) E square on one end of (1) F rectangle; pin in place. Stitch diagonally across E square. Trim to a 1/4" seam allowance and press toward E. Repeat for opposite end of F, as shown. Make (4) Flying Geese units.




3. Sew (2) G triangles to each end of (1) Flying Geese unit from Step 1; press toward unit. Sew (1) H triangle to the top of the unit for a pieced triangle. Make (4).



4. Sew (2) I triangles to sides of the pieced triangle; press triangles toward F. Make (4) Unit #3. Unit will measure 2" x 3 1/2".



6. Lay out Unit #1, Unit #2's, and Unit #3's, as shown. Sew into rows; press each row in opposite direction. Sew rows together (press open) to create the Juneau block measuring 6 1/2" square.



*moda* 2017 Block Heads Participating Designers

Lynne Hagmeier of Kansas Troubles

<http://kansastroublesquilters-lynn.blogspot.com/>

Jan Patek

<http://www.janpatekquilts.com/>

Betsy Chutchian

<http://betsysbestquiltsandmore.blogspot.com/>

Lisa Bongean

<http://lisabongean.com/>

Jo Morton

[http://jomortonquilts.com/jos\\_journal/](http://jomortonquilts.com/jos_journal/)

Carrie Nelson

<http://blog.modafabrics.com/>

Share your blocks on social media #modablockheads

*moda*

MODAFABRICS.COM

#showmethemoda