

FINISHING FOR MBH3
LISA BONGEAN'S VERSION
WHAT SIZE BLOCKS ARE YOU MAKING?

FINISHED SIZE _____ UNFINISHED SIZE _____

HST-FINISHED SIZE OF BLOCKS + 7/8"


QST-FINISHED SIZE OF BLOCKS + 1 1/4"

Note: cut a little larger than needed and then trim to unfinished size of blocks

MAKE 20 HST BLUE/WHITE

CUT 10 _____ BLUE SQUARES IN HALF ONE DIAGONALLY

CUT 10 _____ WHITE SQUARES IN HALF ONE DIAGONALLY




STITCH TOGETHER-TRIM TO UNFINISHED SIZE

MAKE 28 HST GREY/WHITE

CUT 14 _____ GREY SQUARES IN HALF ONE DIAGONALLY

CUT 14 _____ WHITE SQUARES IN HALF ONE DIAGONALLY




STITCH TOGETHER-TRIM TO UNFINISHED SIZE

MAKE 4 QST BLUE/WHITE

CUT 1 _____ BLUE SQUARES IN HALF TWICE DIAGONALLY

CUT 4 _____ WHITE SQUARES IN HALF TWICE DIAGONALLY



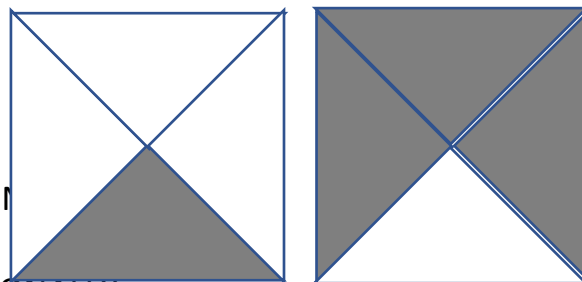
STITCH TOGETHER-TRIM TO UNFINISHED SIZE

MAKE 2 QST WHITE/GREY

MAKE 4 QST GREY/WHITE

CUT 4 _____ GREY SQUARES IN HALF TWICE DIAGONALLY

CUT 3 _____ WHITE SQUARES IN HALF TWICE DIAGONALLY



STITCH TOGETHER-TRIM TO UNFINISHED SIZE

INNER BORDER IS CUT

OUTER BORDER IS CUT

