


O SAY... CAN YOU SEW!


QUILT ALONG

CLUE 2 - MAKE 124 SCRAPPY TOTAL BLOCKS OR 31 SETS OF 4 MATCHING BLOCKS




CUTTING INSTRUCTIONS:


From the red/dark fabric, cut:

31 sets of 2 - 4½" x 4½" squares - cut in half twice diagonally 

From the 1st cream fabric, cut:

31 - 4½" x 4½" squares - cut in half twice diagonally 

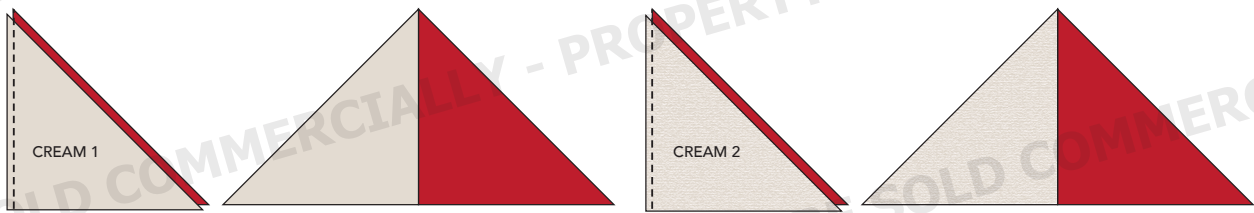
From the 2nd cream fabric, cut:

31 - 4½" x 4½" squares - cut in half twice diagonally 


***NOTE:** If you want to "MATCH" the background fabric in each of the 31 blocks, cut 4 - 3½" x 3½" squares from one of the two cream fabrics to match the triangles. Save and set aside the squares for Clue #3.

**I am using different backgrounds in the 31 total blocks.*

Layout as shown. Stitch 1 red/dark triangle with 1 cream triangle, right sides together. Press to the red/dark triangle. Repeat for the other cream and red/dark triangles.



Stitch each triangle together, pressing seams open. Trim blocks to 3½".



MAKE 124 SCRAPPY OR 31 SETS OF 4

Primitive Gatherings

8567 South Loop Road, Larsen, WI 54947 • Retail: 920-722-7233 • Wholesale: 920-778-8034 • www.primitivegatherings.us • store@primitivegatherings.us

©2022 No part of this pattern may be photocopied or reproduced without the consent of Primitive Gatherings. Protected by Federal Copyright Laws.