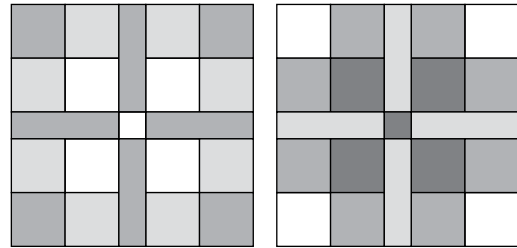



BH4 Block 15 - Highland Plaid

By Crystal Manning



Color/shading options.

Cutting Instructions:

9" Finished Block:

- A - (4) squares - 2½" x 2½"
- B - (4) squares - 2½" x 2½"
- C - (8) squares - 2½" x 2½"
- D - (4) rectangles - 1½" x 4½"
- E - (1) square - 1½" x 1½"


4½" Finished Block:

- A - (4) squares - 1½" x 1½"
- B - (4) squares - 1½" x 1½"
- C - (8) squares - 1½" x 1½"
- D - (4) rectangles - 1" x 2½"
- E - (1) square - 1" x 1"

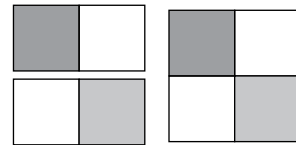
All seams are a scant ¼" unless specified otherwise.

Assembly

- Select (1) A square, (1) B square, and (2) C squares, and lay them out as shown.




- Join the squares as shown. Press the seam away from the C square - to the A/B square. Then join the two rows to complete the four-patch. Press the seam in one direction - or press it open. Repeat to make (4) matching four-patches.



The four-patch will measure 4½" x 4½" or 2½" x 2½".


- Lay out the pieces as shown.



Join the Moda Block Heads Facebook group for more info and updates!


BLOCK HEADS 4

4. Join the units to make three rows. Press the seams in the direction of the sashing rectangles - or press them open.



5. Join the rows to complete the blocks. Press the seams in the direction of the middle sashing row - or press them open.

- 9" block - block will measure 9½" x 9½".
- 4½" block - block will measure 5" x 5".



.....

Stitching with Crystal...

- The quilting tip I wish I'd learned when I first started is... a wool pressing mat really gives your quilt blocks a more crisp and professional look.
- My best advice to new quilters is to... learn from your mistakes and have fun.
- When it comes to quilting/sewing tools, don't get between me and my... fabric pens!
- Don't tell anyone, but when I'm sewing, I don't worry about... Dinner!
- My "rock-star stitch group" includes... *The Moda Blockheads!*

Keeping up with Crystal...

- Instagram – @cmanningsews
- Website - www.crystalmanningart.com
- Facebook - CrystalManningArtist

.....

Join the Moda Block Heads Facebook group for more info and updates!

.....