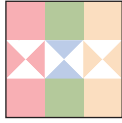
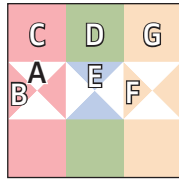




unfinished size:  
3 1/2" x 3 1/2"



unfinished size:  
6 1/2" x 6 1/2"



unfinished size:  
9 1/2" x 9 1/2"



**Cutting:**

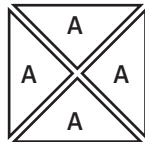

		3" Block	6" Block	9" Block
Background	A	2 - 2 1/2" squares	2 - 3 1/2" squares	2 - 4 1/2" squares
Print #1	B	1 - 2 1/2" square	1 - 3 1/2" square	1 - 4 1/2" square
	C	2 - 1 1/2" squares	2 - 2 1/2" squares	2 - 3 1/2" squares
Print #2	D	2 - 1 1/2" squares	2 - 2 1/2" squares	2 - 3 1/2" squares
Print #3	E	1 - 2 1/2" square	1 - 3 1/2" square	1 - 4 1/2" square
Print #4	F	1 - 2 1/2" square	1 - 3 1/2" square	1 - 4 1/2" square
	G	2 - 1 1/2" squares	2 - 2 1/2" squares	2 - 3 1/2" squares

Use 1/4" seams and press as arrows indicate throughout.

Sizes listed as (3" size) [6" size] {9" size}

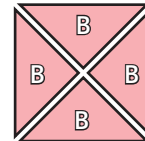
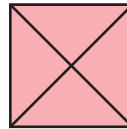
**Block Assembly:**

Cut the Fabric A squares on the diagonal twice.

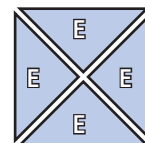
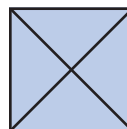


Make eight.  
You will not use two.

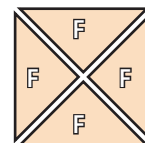
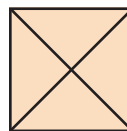
Cut the Fabric B, Fabric E and Fabric F squares on the diagonal twice.



Make four.  
You will not use two.



Make four.  
You will not use two.



Make four.  
You will not use two.



Assemble two Fabric B triangles and two Fabric A triangles.  
 Press open.

**Trim** Left Hourglass Unit to measure  
 (1 1/2" x 1 1/2") [2 1/2" x 2 1/2"] {3 1/2" x 3 1/2"}.



Assemble two Fabric A triangles and two Fabric E triangles.  
 Press open.

**Trim** Middle Hourglass Unit to measure  
 (1 1/2" x 1 1/2") [2 1/2" x 2 1/2"] {3 1/2" x 3 1/2"}.



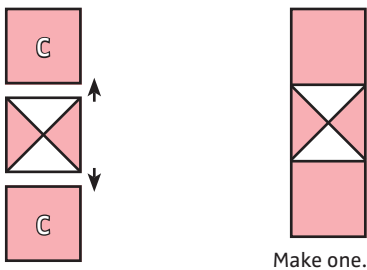
Assemble two Fabric F triangles and two Fabric A triangles.  
 Press open.

**Trim** Right Hourglass Unit to measure  
 (1 1/2" x 1 1/2") [2 1/2" x 2 1/2"] {3 1/2" x 3 1/2"}.



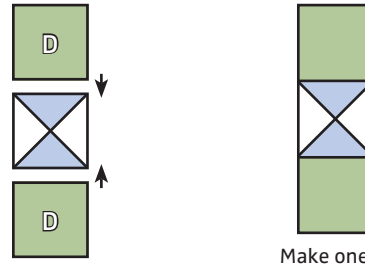
Assemble two Fabric C squares and the Left Hourglass Unit.  
 Left Unit should measure

(1 1/2" x 3 1/2") [2 1/2" x 6 1/2"] {3 1/2" x 9 1/2"}.



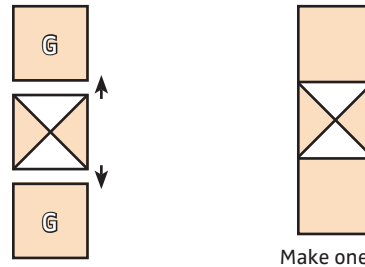
Assemble two Fabric D squares and the Middle Hourglass Unit.  
 Middle Unit should measure

(1 1/2" x 3 1/2") [2 1/2" x 6 1/2"] {3 1/2" x 9 1/2"}.



Assemble two Fabric G squares and the Right Hourglass Unit.  
 Right Unit should measure

(1 1/2" x 3 1/2") [2 1/2" x 6 1/2"] {3 1/2" x 9 1/2"}.



Assemble Block. Pay close attention to unit placement.

Simplicity Block should measure

(3 1/2" x 3 1/2") [6 1/2" x 6 1/2"] {9 1/2" x 9 1/2"}.

