
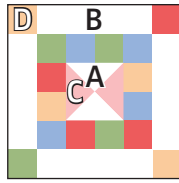




unfinished size:  
3 1/2" x 3 1/2"



unfinished size:  
6 1/2" x 6 1/2"



unfinished size:  
9 1/2" x 9 1/2"



**Cutting:**

	3" Block	6" Block	9" Block
Background	A 1 - 2 1/2" square	1 - 3 1/2" square	1 - 4 1/2" square
	B 4 - 1" x 2 1/2" rectangles	4 - 1 1/2" x 4 1/2" rectangles	4 - 2" x 6 1/2" rectangles
Print #1	C 1 - 2 1/2" square	1 - 3 1/2" square	1 - 4 1/2" square
Prints #2 to #5 from each print	D 4 - 1" squares (16 total)	4 - 1 1/2" squares (16 total)	4 - 2" squares (16 total)

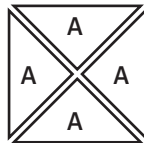

Use 1/4" seams and press as arrows indicate throughout.

Fabric placement is intended to be scrappy.

Sizes listed as {3" size} [6" size] {9" size}

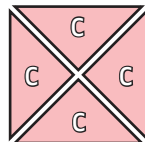

**Block Assembly:**

Cut the Fabric A square on the diagonal twice.



Make four.  
You will not use two.

Cut the Fabric C square on the diagonal twice.

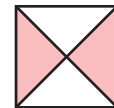
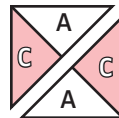


Make four.  
You will not use two.

Assemble two Fabric C triangles and two Fabric A triangles.  
Press open.

Trim Hourglass Unit to measure

{1 1/2" x 1 1/2"} [2 1/2" x 2 1/2"] {3 1/2" x 3 1/2"}.

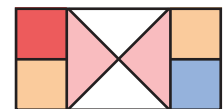
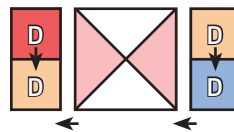


Make one.

Assemble four Fabric D squares and the Hourglass Unit.

Partial Center Unit should measure

{1 1/2" x 2 1/2"} [2 1/2" x 4 1/2"] {3 1/2" x 6 1/2"}.



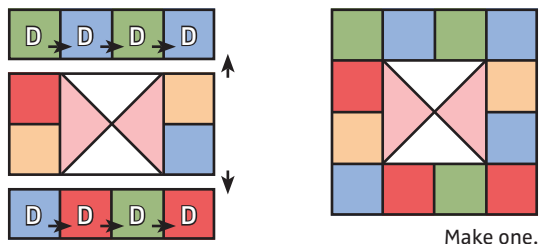
Make one.



Assemble eight Fabric D squares and the Partial Center Unit.

Center Unit should measure

(2 1/2" x 2 1/2") [4 1/2" x 4 1/2"] {6 1/2" x 6 1/2"}.



Assemble two Fabric D squares and one Fabric B rectangle.

Outer Unit should measure

(1" x 3 1/2") [1 1/2" x 6 1/2"] {2" x 9 1/2"}.



Assemble Block.

Spellbound Block should measure

(3 1/2" x 3 1/2") [6 1/2" x 6 1/2"] {9 1/2" x 9 1/2"}.

