
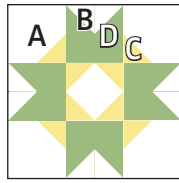




unfinished size:
3 1/2" x 3 1/2"



unfinished size:
6 1/2" x 6 1/2"



unfinished size:
9 1/2" x 9 1/2"



Cutting:

| | | 3" Block | 6" Block | 9" Block |
|------------|---|----------------------------|--------------------------------|----------------------------|
| Background | A | 5 - 1 1/2" squares | 5 - 2 1/2" squares | 5 - 3 1/2" squares |
| | B | 8 - 1" squares | 8 - 1 1/2" squares | 8 - 2" squares |
| Print #1 | C | 8 - 1" squares | 8 - 1 1/2" squares | 8 - 2" squares |
| Print #2 | D | 8 - 1" x 1 1/2" rectangles | 8 - 1 1/2" x 2 1/2" rectangles | 8 - 2" x 3 1/2" rectangles |

Use 1/4" seams and press as arrows indicate throughout.

Sizes listed as (3" size) [6" size] {9" size}

Block Assembly:

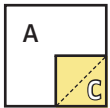
Draw a diagonal line on the wrong side of the Fabric C squares.

With right sides facing, layer a Fabric C square on the bottom right corner of a Fabric A square.

Stitch on the drawn line and trim 1/4" away from the seam.

Corner Unit should measure

(1 1/2" x 1 1/2") [2 1/2" x 2 1/2"] {3 1/2" x 3 1/2"}.



Make four.

Draw a diagonal line on the wrong side of the Fabric B squares.

With right sides facing, layer a Fabric B square on the top end of a Fabric D rectangle.

Stitch on the drawn line and trim 1/4" away from the seam.

Left Star Point Unit should measure

(1" x 1 1/2") [1 1/2" x 2 1/2"] {2" x 3 1/2"}.



Make four.

With right sides facing, layer a Fabric B square on the top end of a Fabric D rectangle.

Stitch on the drawn line and trim 1/4" away from the seam.

Right Star Point Unit should measure

(1" x 1 1/2") [1 1/2" x 2 1/2"] {2" x 3 1/2"}.



Make four.

Assemble one Left Star Point Unit and one Right Star Point Unit.

Press open.

Star Point Unit should measure

(1 1/2" x 1 1/2") [2 1/2" x 2 1/2"] {3 1/2" x 3 1/2"}.



Make four.



With right sides facing, layer Fabric C squares on opposite corners of a Fabric A square.

Stitch on the drawn lines and trim 1/4" away from the seams.



Repeat on the remaining corners.

Center Unit should measure

(1 1/2" x 1 1/2") [2 1/2" x 2 1/2"] {3 1/2" x 3 1/2"}.



Make one.

Assemble two Corner Units and one Star Point Unit.

Outer Unit should measure

(1 1/2" x 3 1/2") [2 1/2" x 6 1/2"] {3 1/2" x 9 1/2"}.

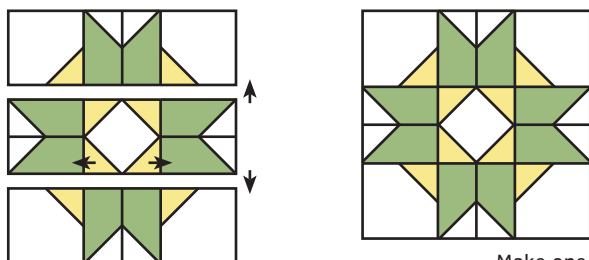


Make two.

Assemble Block. Pay close attention to unit placement.

Changeling Star Block should measure

(3 1/2" x 3 1/2") [6 1/2" x 6 1/2"] {9 1/2" x 9 1/2"}.



Make one.