



BLACK STAR FLOWER FARM

Summer Block of the Month 2023 • Block 7



Primitive Gatherings

Website: www.primitivegatherings.us • E-mail: store@primitivegatherings.us

©2023 No part of this pattern may be photocopied or reproduced without the consent of Primitive Gatherings. Protected by Federal Copyright Laws.

BLOCK 7

WOOLS NEEDED:

- 4½" x 8½" Dirty Snowman - tulips & bud
- 2½" x 4" Silo Houndstooth - tulip centers
- 4" x 5½" Mill Dyed Grey Houndstooth #3 - large flower layers 1 & 3
- 3" x 6" Black on Herringbone -
flower centers, bud middles, center flower layer 2 & circle 1
- 2½" x 3" Sand on Texture #9 - large flower center, buds & circle 2
- 5½" x 5½" Mill Dyed Grey Texture #4 - side flowers
- 5" x 9" Mill Dyed Grey Herringbone - stems & leaves

THREADS:

- #8-5 or 4
- #8-126 or 135
- #8-126 or 135
- #8-0511 or 1 or 8111
- #8-0196
- #8-126 or 135
- #8-122

GENERAL DIRECTIONS:

Use Lite Steam-A-Seam2 for stems and Heat'n Bond Featherlite for all other appliques. Trace the reverse designs supplied onto fusible web. Trace shapes sharing the same wools, nice and close together.

Cut out just outside the perimeter of all the shapes as a group. Remove paper if necessary and place fusible onto corresponding wools. Iron with a dry iron. Cut out on drawn lines.

Layout the applique pieces using the photo or diagram to check placement. Make sure you are inside your finished measurements. You can also use a light box or make a clear overlay to aid in placement if you want it to be exact.

Press with lots of steam, keeping the iron moving at all times in an up and down motion. Turn block over and press and steam from the back as well.

STEMS:

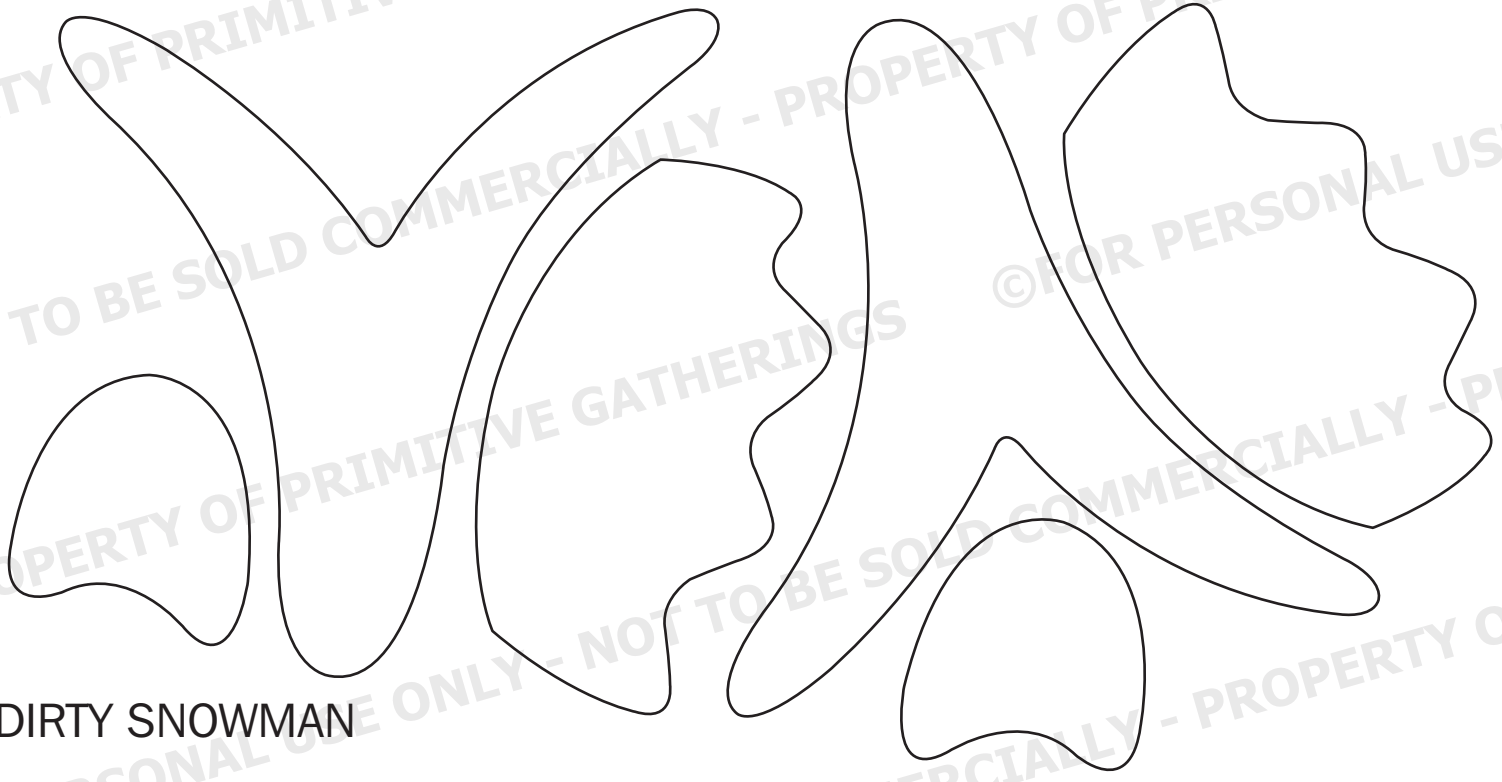
Cut a piece of Lite SAS2 fusible web, 1¾" x 9" and iron to the Mill Dyed Grey Herringbone wool. Using the Large Stem Cutting Ruler, cut 6 - ¾" strips for the flower's stems. Cut 1 strip in half for the 2 bud stems.




Blanket stitch appliques with thread colors listed by wools needed. Stitch long blanket stitches to the middle of the flower centers. Cross stitch over stems.

Turn block upside down on a fluffy towel and press with lots of steam when finished. Trim block to 14½" x 14½".

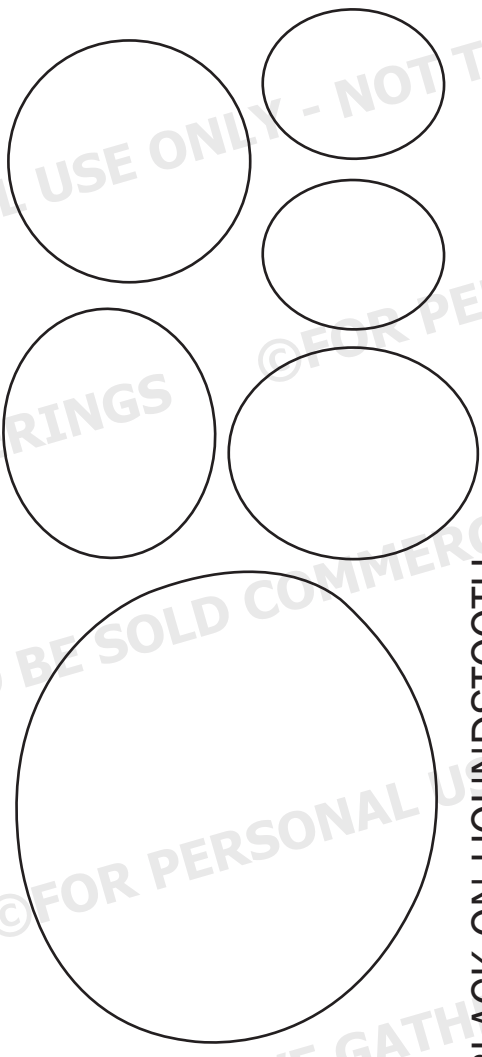
DIRTY SNOWMAN



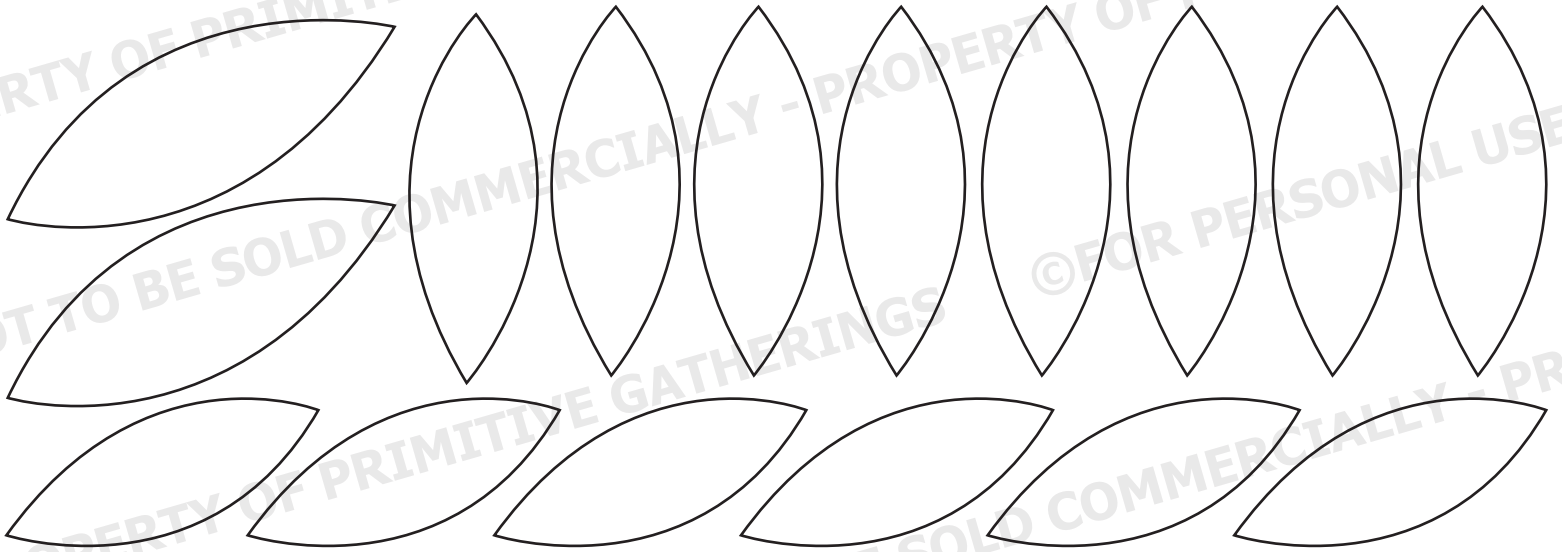
MILL DYED GREY TEXTURE #4



BLACK ON HOUNDSTOOTH

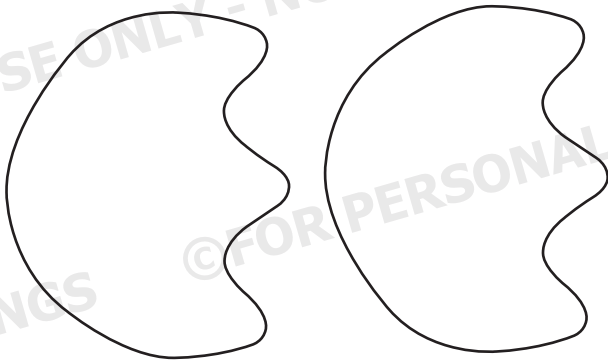


MILL DYED GREY HERRINGBONE



SHADED AREA FOR STEMS

MILL DYED GREY HOUNDSTOOTH



SILO ON HOUNDSTOOTH

SAND ON TEXTURE #9

