



..... TWIGLIGHT STARS FINISHING OPTION

CUTTING FOR DIAGONAL SETTING BLOCKS - MEASUREMENTS ARE SLIGHTLY OVERSIZED

| | 4" | 6" | 8" | 12" |
|--|----|-----|-----|------|
| SETTING TRIANGLES - CUT 2X  | 7" | 10" | 13" | 18½" |
| CORNER TRIANGLES - CUT 1X  | 4" | 5½" | 7" | 10" |

Count how many setting triangles are needed for the number of blocks you are making

_____ DIVIDE BY 4 = HOW MANY SQUARES TO CUT


You will need 2 corner triangle squares to finish the quilt

EXAMPLE:

If you are making the 8" blocks
with 25 blocks you will need
12 setting triangles

DIVIDE 12 BY 4 = THREE SQUARES,
SO YOU WOULD CUT 3 -
13" SQUARES IN HALF TWICE

- SEE EXAMPLE IN BLUE



.....
OPTIONAL OUTER BORDER (I added a 10½" outer border so I will use that as an example)

- CUT BORDERS LENGTH OF FABRIC (LOF) •

IF YOU ARE ADDING A BORDER: CUT 2 - 10½" X _____ LENGTH OF SIDES

CUT 2 - 10½" X _____ TOP & BOTTOM

You can add whatever size border you wish to get the quilt the right size you desire.

★ ★ ★ ★ ★ ★ ★ ★ ★ ★ **Primitive Gatherings** ★ ★ ★ ★ ★ ★ ★ ★ ★ ★

8567 S. Loop Road, Larsen, WI 54947 • Retail: 920-722-7233 • Wholesale: 920-778-8034
www.primitivegatherings.us • store@primitivegatherings.us

©2024 No part of this pattern may be photocopied or reproduced without the consent of Primitive Gatherings. Protected by Federal Copyright Laws.