PRIMITIVE GATHERINGS
Quilt Shop



12 DAYS OF CHRISTMAS QUILTING

Christmas Among Friends Block

PRIMITIVE GATHERINGS • LISA BONGEAN

PRIMITIVE GATHERINGS • LISA BONGEAN

Christmas Among Friends Block

Finished Size: 8½" x 8½”

Please read all directions before beginning.
Also, check Lisa's Blog at lisabongean.com before starting in case there have been any corrections or changes to this pattern.

Starch all fabrics completely wet, hang to dry. When completely dry, iron.

HST = Half Square Triangle BG = Background LOF = Length of Fabric WOF = Width of Fabric



Featured in:

CHRISTMAS AMONG FRIENDS

12 Days of Christmas Quilting

Primitive Gatherings featured *November 29, 2026*

Free pattern download through *December 25, 2026*

CUTTING FOR ONE BLOCK:

Red Print Fabric

From 10” squares cut:
- (1) 5¼" square, cut twice diagonally 
- (4) 2½" squares

Cream Print Fabric

From 10” squares cut:
- (1) 4” x 7” rectangle - *HSTs*
- (8) 1⅞” squares, cut once diagonally 
- (4) 1½” x 2½” rectangles

Green Print Fabric

From 10” squares cut:
- (1) 4” x 7” rectangle - *HSTs*
- (1) 2½” square

© 2026 Primitive Gatherings

DIRECTIONS

MAKE HALF SQUARE TRIANGLES

Gather: (1) 4” x 7” cream rectangle - *HSTs*
(1) 4” x 7” green rectangle - *HSTs*
(1) HST paper (1" finished)

Working with your contrasting rectangles layer in this order: green print, cream print (right sides together), and HST paper on top.

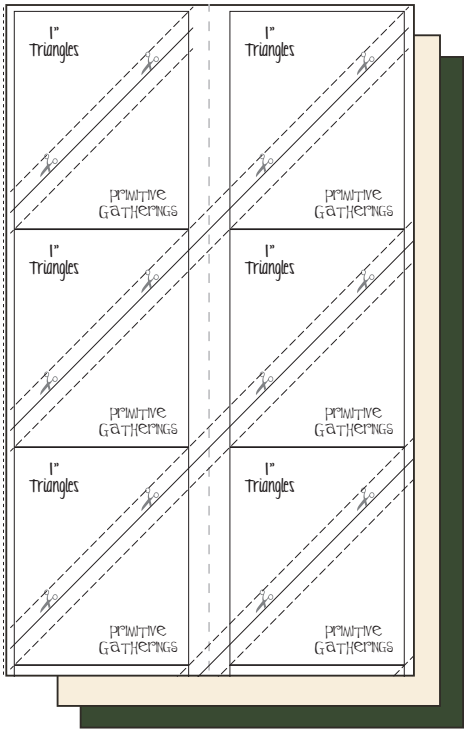

Shorten stitch length to about ½ your normal stitch length.
Stitch on dashed lines.
Cut apart on solid lines, including the edges.
Press triangles to the dark fabric.
Remove paper, pulling from the center of the triangle paper, not the ends.
Cut "dog ears" off.

Make (12) 1½” HSTs.



MAKE FLYING GEESE UNITS

Gather: (12) 1½" green and cream HSTs
(16) 1⅞" cream triangles

Stitch (8) pieced triangle units as shown. Press seams open.

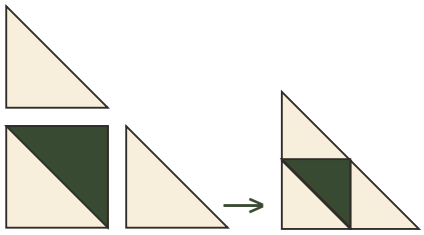

LEFT WING • MAKE 4

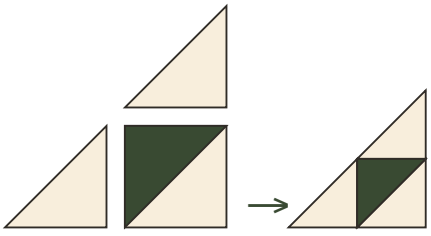

RIGHT WING • MAKE 4

Stitch one pieced triangle unit to red 5¼" triangle as shown. Press seams open. Repeat for other side. Pieced flying geese unit should measure 2½" × 4½" at this point. Make 4.

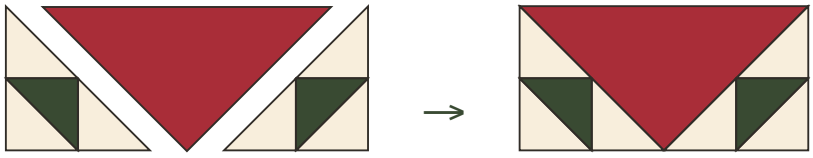

2½" × 4½" • MAKE 4

© 2026 Primitive Gatherings

ASSEMBLE THE CENTER

Gather: (4) 1½" x 2½" cream rectangles
(1) 2½" green square
(4) 1½" HSTs

Stitch (2) cream 1½" x 2½" rectangles to green 2½" square.



Stitch (2) HSTs to the remaining 1½" x 2½" rectangles as shown.



TOP ROW



BOTTOM ROW

Stitch center square unit. Press seams open. Block should measure 4½" at this point.

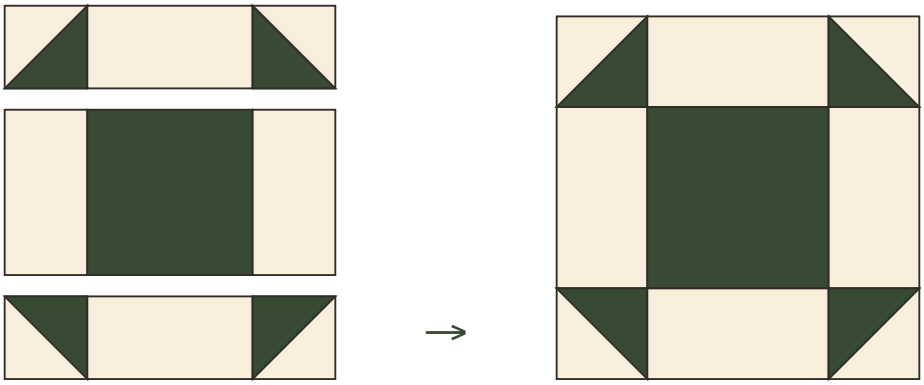

4½" SQUARE

© 2026 Primitive Gatherings

FINISH BLOCK

Stitch (2) pieced flying geese units to center block.

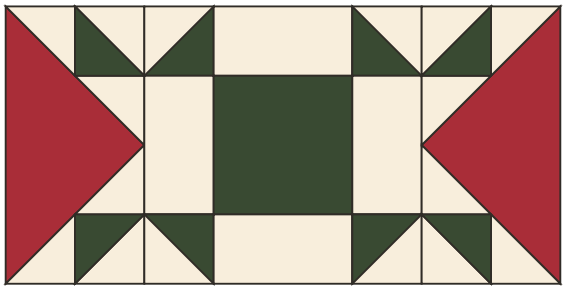

Stitch (4) red 2½" squares to remaining pieced flying geese units. Press seams open.



TOP ROW



BOTTOM ROW

Stitch to center. Block should measure 8½" at this point.



8½" SQUARE UNFINISHED



LISA'S PIECED SAMPLE

© 2026 Primitive Gatherings

12 DAYS OF CHRISTMAS QUILTING

Christmas Among Friends Block

Finished Size: 8½” x 8½”

Fabrics Needed:

(3) 10” square red print - *corner squares and flying geese triangles*
(3) 10” square cream print - *rectangles, HSTs, and triangles*
(3) 10” square green print - *center square and HSTs*

Notions Needed:

(2) 1" Finished Triangle Paper sheets

Thank you for supporting our shop so we can bring you more great patterns and books.

We make every attempt to produce correct patterns, however errors can occur.
Please notify us of any problems or errors that you may encounter.

SCAN THE
QR CODE TO

SHOP ALL
OUR PRODUCTS

PRIMITIVE GATHERINGS
8567 South Loop Road, Larsen, WI 54947
Retail: (920) 722-7233 • Wholesale: (920) 778-8034
www.primitivegatherings.us
store@primitivegatherings.us
@STITCHWITHLISABONGEAN
facebook YouTube Instagram

©2026 No part of this pattern may be photocopied or reproduced without the consent of Primitive Gatherings.
Protected by Federal Copyright Laws.